

Description: High efficiency LED decorative pendant mount luminaire with machined aluminum housing and clear acrylic light control lens.

Lamping: Single 4 watt warm dimmable LED, 400 lumens, 95 CRI, 3000K to 1800K (3W) smooth CCT dimming transition. 90 CRI, 2700K (27), 3000K (30), 3500K (35) color temperature options are optional. Color consistent from LED to LED within a 3 step MacAdam ellipse.

Electrical: Constant current class 2 driver, 120/277V 50/60Hz, (sold separate). See D8_250 series remote driver spec sheets for details.

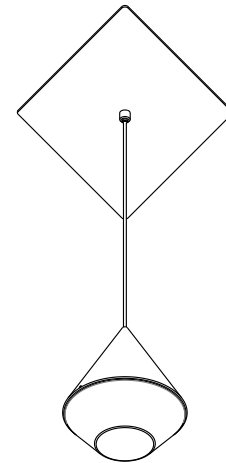
Function: Canopy and mounting plate provided. Mounts directly to 4" octagonal j-box (by others) 120"(3048mm) suspension cable provided standard. Field adjustable. Blank canopies (BC) optional (sold separate).

Metal finish:
 Clear anodized aluminum (S)
 Black anodized aluminum (B)
 Gold anodized aluminum (G)
 Champagne anodized aluminum (C)

Light Distribution Optics: Clear acrylic light control lens with diffuse light distribution aperture (CD) or optional satin light control lens with diffuse light distribution aperture (SD)

Approvals: Dry locations, approved to UL safety standards for luminaires when used with Archilume D8_250 series drivers.

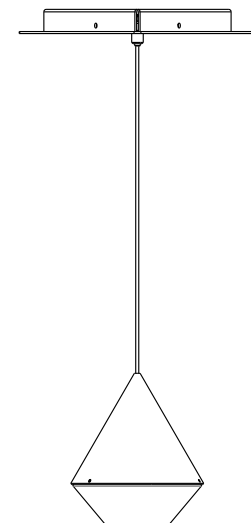
Order Code: P1D-AL- _____ - _____ - _____
 3W warm dim S silver CD clear lens diffuse aperture
 27 2700K B black SD satin lens diffuse aperture
 30 3000K G gold
 35 3500K C champagne



12.75" x 7.50"
 324mm x 191mm

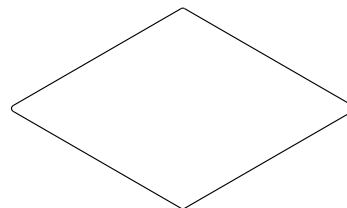
120"
 3048mm
 variable

5"
 127mm

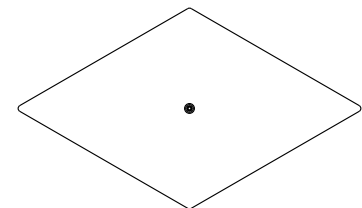


Ø 4.38"
 Ø 111mm

Blank Canopy



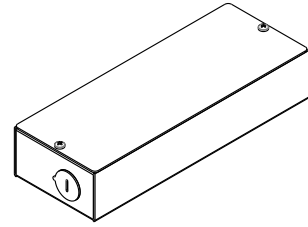
7.50"
 191mm



12.75"
 324mm

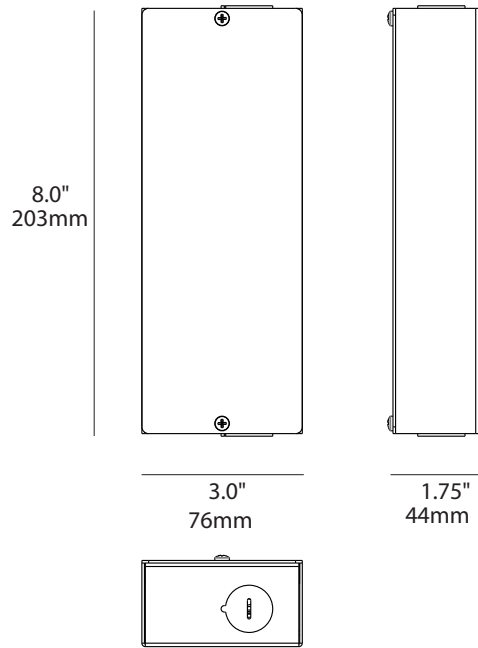
Description: Remote Mounted Electronic Driver - Suitable for operation of 1 to 3 Archilume warm dimmable lamp heads. Suitable for remote mounting up to 25 feet.

Electrical: 15 watt, 120-277V 50/60Hz input, 250mA constant current class 2 output. Class A sound rating. Short circuit protection. The violet (positive) and the gray (negative) leads provided are for use with 0-10V DC type dimmers and controls.



Compatible 0-10V dimmers and switches: Leviton IllumaTech - IP710-DLX
Lutron Nova T - NTFTV
Lutron Diva - DVTV
Lutron Diva - NFTV
Watt Stoper DCLV1
Pass and Seymour (Legrand) CD4FB-W

Compatible dimming control systems: Lutron GraphicEye - GRX-TVI w GRX3503
Lutron Energy Savr Node - QSN-4T16-S
Lutron TVM2 Module
Crestron GLX-DIMFLV8
Crestron GLXP-DIMFLV8
Crestron GLPAC-DIMFLV4-*
Crestron GLPAC-DIMFLV8-*
Crestron GLPP-DIMFLVEX-PM
Crestron GLPP-1DIMFLV2EX-PM
Crestron GLPP-1DIMFLV3EX-PM
Crestron DIN-AO8
Crestron DIN-4DIMFLV4
Crestron CLS-EXP-DIMFLV
Crestron CLCI-1DIMFLV2EX



Mounting: Mounts from inside box with (2) #10 screws (by others). Mounting holes are on the centerline on 6.75" (171mm) centers.

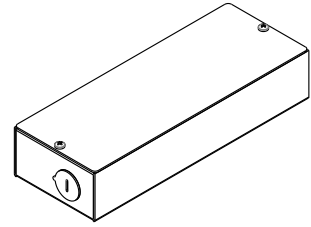
Remote Box Finish: Galvanized metal.

Approvals: Dry locations, approved to UL safety standards for luminaires.

Order Code: D8-250-010

Description: Remote Mounted Electronic Driver - Suitable for operation of 1 to 3 Archilume lamp heads. Suitable for remote mounting up to 25 feet.

Electrical: 20 watt, 120-277V 50/60Hz input, 250mA constant current class 2 output. Class A sound rating. Short circuit protection. The positive and negative control leads provided are for use with Dali-2 type control systems.



Control protocol: DALI-2 Device Type 6


Mounting: Mounts from inside box with (2) #10 screws (by others). Mounting holes are on the centerline on 6.75" (171mm) centers.

Remote Box Finish: Galvanized metal.

Approvals: Dry locations, approved to UL safety standards for luminaires.

Order Code: D8-250-DALI

8.0"
203mm



3.0"
76mm

1.75"
44mm

