



archilume

archilume

catalog



LIVING THE DREAM





archilume

Welcome
to the next
generation of
lighting.

THE BRAND

Archilume's glare-free decorative luminaires are a revolution in the use of innovative lighting technologies. Archilume's unassuming simplicity masks a design vision that transforms energy-efficient LED lighting into sleek, statement making luminaires. The lighting collections include pendant lights, chandeliers, and wall sconces as well as customized configurations to create impactful feature lighting installations.

Designed and manufactured in Vancouver, BC, Canada, Archilume's manufacturing ethics stem from a principle of maximizing the use of smaller local production facilities to create an inherently energy efficient product with a reduced carbon footprint. This business practice contributes to a healthy local economy with high standards of production quality.

"We have had huge success in building a practice using local manufacturing because of the high standards of quality control we can exercise with our fabrication partners," says Archilume owner and lighting designer, Saleem Khattak. "There are many small fabricators who do great quality work in British Columbia, and we value keeping this production alive and thriving in our home province."

Archilume captures the advancement in energy-efficient LED lighting technologies to create sleek glare-free lights in sculptural forms suited for ultra-modern to heritage-style interiors. The Archilume lighting line is intended for illumination at counter and bar areas, or in clustered formations as chandeliers in hotel lobbies, entrances, lounges and dining areas. The line is versatile and offers the option to order custom configurations.





P1M

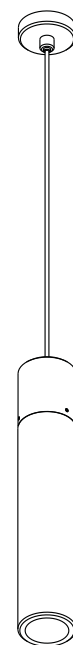
Micro Canopy Pendant

4 Body Finishes: Champagne, Gold, Black (shown), Silver.
2 Lens Finishes: Clear (shown), Satin (shown).
For specs and more details go to archilume.com





P1M



Pendant · Indoor



An elegant, single light dimmable LED luminaire providing flattering highlights. Ideal for illumination at counter and bar areas, or in clustered formations creating accent chandeliers in entrance and dining areas. A classic design featuring a clear cylindrical lens with conical light diffuser produces two lighting effects: diffuse illumination, creating pools of light; or concentric highlights, evoking water drops falling on water for a dazzling accent.

Light Source

Single 2 watt LED, 150 lumens, 90 CRI, 2700K warm white color temperature). Color consistent from LED to LED within a 3 step MacAdam ellipse.





P1

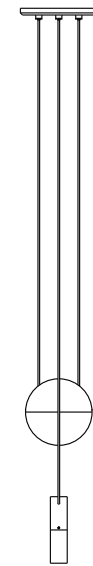
Standard Canopy Pendant

4 Body Finishes: Champagne, Gold, Black, Silver (shown).
2 Lens Finishes: Clear (shown), Satin.
For specs and more details go to archilume.com





P1-P2 Balance




Pendant · Indoor



Drawing inspiration from the Bauhaus movement and from the sculptural works of Joan Miró and Alexander Calder, Balance consists of a pair of disc shapes suspended by twinned cables, one beneath the other, hung in perpendicular directions. The upper half of each disc is opaque machined aluminum while the lower half is a transparent acrylic lens with a frosted edge emitting a glare-free warm tone. Compositionally balanced while creating visual tension, Balance offers an arresting sculptural accent in a beautifully functional luminaire.

Light Source

Single 2 watt LED, 150 lumens, 90 CRI, 2700K warm white color temperature). Color consistent from LED to LED within a 3 step MacAdam ellipse.



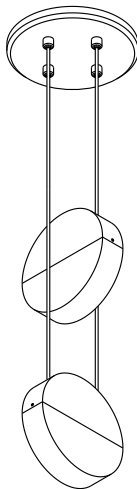


P1-P2 Balance

SPECIFICATION



Description:	High efficiency LED decorative pendant mount luminaire with machined aluminum housing and clear acrylic light control lens.
Lamping:	Single 2 watt LED, 150 lumens, 90 CRI, 2700K (warm white color temperature). Color consistent from LED to LED within a 3 step MacAdam ellipse.
Electrical:	Constant current class 2 driver (0-10V dimmable), 120/277V 50/60Hz, 700mA (sold separate). See D8 remote driver spec sheet for details.
Function:	Canopy and mounting plate provided. Mounts directly to 4" octagonal j-box (by others) 120"(3048mm) suspension cable provided standard. Field adjustable.
Metal finish:	Clear anodized aluminum (Custom anodized finishes available)
Light Distribution Optics:	Clear acrylic light control lens with diffuse light distribution aperture
Approvals:	Dry locations, approved to UL safety standards for luminaires when used with Archilume D8 series driver.



Ø 4.25"
Ø 108mm

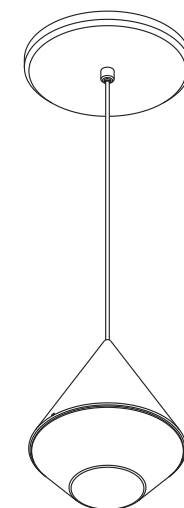
120"
3048mm
variable

Ø 4"
Ø102mm

Ø 4"x1"
Ø 102mm x25.4mm



P1 ALTO



Pendant · Indoor




Defined by a strong upper conical shape, Alto's form finishes at its base with a jewel-like transparent element reminiscent of a craftsman cut diamond. Alto emits a flattering warm light that is free from glare owing to Archilume's signature application of total internal reflection optics. This design, incorporating the latest warm dimming LED technology, transitions from a color temperature of 3000 degrees Kelvin at full brightness to a warm color temperature of 1800 degrees Kelvin when dimmed. Alto can hang as a single element or be grouped to create an inspiring installation on a grand scale. Alto is fully compatible with Archilume's Configurate canopy system for expanded creative lighting expressions.





P1 ALTO FLAT




Pendant · Indoor



With its strong structural shape, the Alto-Flat is akin to Archilume's classic gem, the Alto. The original finishes at its base with a jewel-like transparent element reminiscent of a craftsman's cut diamond. Alto-Flat introduces a flattened lens that dramatically changes the outline of the original luminaire. Its unadulterated, simplified suspended conical form speaks to a more minimalist architectural design language. The conical housing, fashioned from aircraft-grade machined aluminum in anodized finishes, conceals Archilume's signature application of total internal reflection optics.

Light Source

Single 4 watt LED, 400 lumens, 95 CRI, 3000K warm white color temperature). Color consistent from LED to LED within a 3 step MacAdam ellipse.

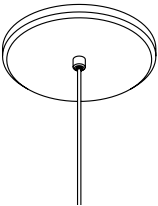






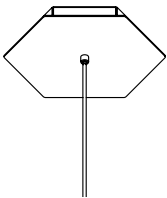
Description:	High efficiency LED decorative pendant mount luminaire with machined aluminum housing and clear acrylic light control lens.
Lamping:	Single 4 watt warm dimmable LED, 400 lumens, 95 CRI, 3000K to 1800K (3W) smooth CCT dimming transition. 90 CRI, 2700K (27), 3000K (30), 3500K (35) color temperature options are optional. Color consistent from LED to LED within a 3 step MacAdam ellipse.
Electrical:	Constant current class 2 driver, 120/277V 50/60Hz, (sold separate). See D8_250 series remote driver spec sheets for details.
Function:	Canopy and mounting plate provided. Mounts directly to 4" octagonal j-box (by others) 120"(3048mm) suspension cable provided standard. Field adjustable.
Metal finish:	Clear anodized aluminum (S) Black anodized aluminum (B) Gold anodized aluminum (G) Champagne anodized aluminum (C)
Light Distribution Optics:	Clear acrylic light control lens with diffuse light distribution aperture (CD) or optional satin light control lens with diffuse light distribution aperture (SD)
Approvals:	Dry locations, approved to UL safety standards for luminaires when used with Archilume D8_250 series drivers.
Order Code:	P1-ALFL- <div>3W warm dim S silver CD clear lens diffuse aperture 27 2700K B black SD satin lens diffuse aperture 30 3000K G gold 35 3500K C champagne</div>

Canopy Options:

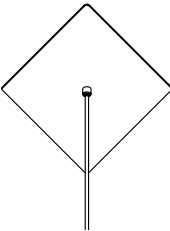


P1 ALTO flat

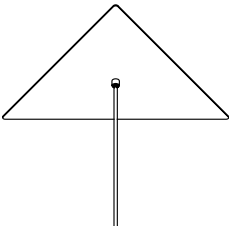
P1M ALTO flat




P1C ALTO flat



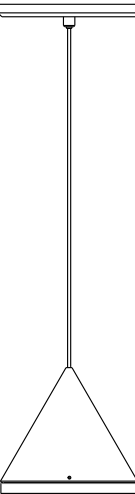
P1D ALTO flat



P1T ALTO flat



Ø 4.25"
Ø 108mm




120"
3048mm
variable

4"
102mm

Ø 4.38"
Ø 111mm



P1M AURA



Characterized by a bold spherical form, Aura adds a tasteful visual appeal of dim-to-warm technology which enhances its allure.

A small 1.5" diameter canopy provides a subtle mounting point at the ceiling. Aura's upper hemisphere is crafted of aircraft-grade machined aluminum in anodized finishes while the lower portion is a clear optical lens featuring a concave frosted dome.

Aura's warm glow ranges from a full brightness of 3000 degrees Kelvin to a dimmed-down color temperature of 1800 degrees. Constant color temperatures also available.



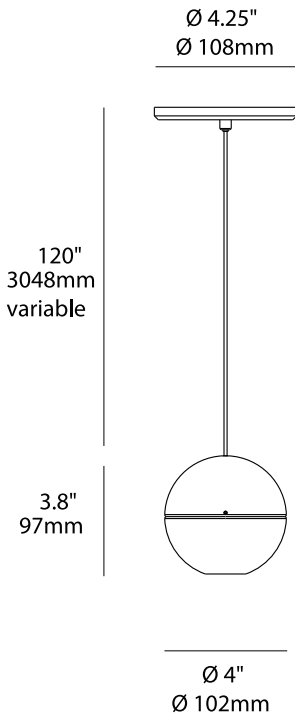


P1 AURA

SPECIFICATION

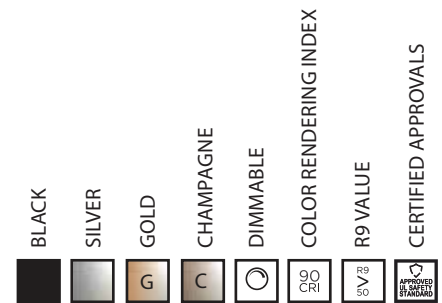



Description:	High efficiency LED decorative pendant mount luminaire with machined aluminum housing and clear acrylic light control lens.
Lamping:	Single 4 watt warm dimmable LED, 400 lumens, 95 CRI, 3000K to 1800K smooth dimming transition. Color consistent from LED to LED within a 3 step MacAdam ellipse.
Electrical:	Constant current class 2 driver (0-10V dimmable), 120/277V 50/60Hz, 250mA driver (sold separate). See D8-250 remote driver spec sheet for details.
Function:	Canopy and mounting plate provided. Mounts directly to 4" octagonal j-box (by others) 120"(3048mm) suspension cable provided standard. Field adjustable.
Metal finish:	Clear anodized aluminum (Custom anodized finishes available)
Light Distribution Optics:	Clear acrylic light control lens with diffuse light distribution aperture
Approvals:	Dry locations, approved to UL safety standards for luminaires when used with Archilume D8 series driver.
Order Code:	P1_Aura



P1 OVOLO

01 Silver



P1 OVOLO - PENDANT - INDOOR

Characterized by its ultra shallow, soft, organic form, Ovolo creates a visually appealing and comfortable touch with its OLED technology and subtle allure.

Crafted of aircraft-grade machined aluminum, Ovolo is available in multiple anodized finishes.

Emitting a flattering soft and diffuse light owing to the incorporation of an Organic Light Emitting Diode. Ovolo's warm glow provides a light quality closest to natural light.

Ovolo can hang as a single element or be grouped to create an inspiring lighting installation on a grand scale in dining areas, lobbies and stairwells.



P1 OVOLO




₃ SILVER



₈ BLACK



₆ CHAMPAGNE



₆ GOLD



Electrical: Constant current class 2 driver, 120/277V 50/60Hz, (sold separate). See D8_150 series remote driver spec sheets for details.

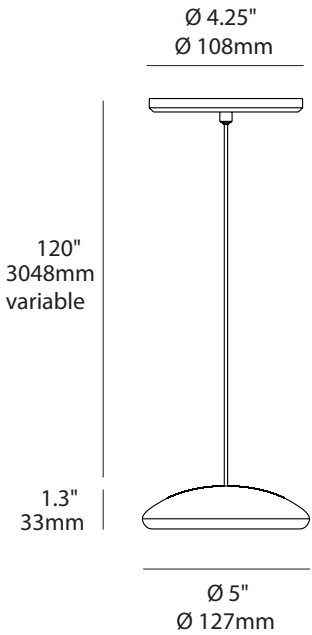
Function: Canopy and mounting plate provided. Mounts directly to 4" octagonal j-box (by others) 120"(3048mm) suspension cable provided standard. Field adjustable.

Metal finish: Clear anodized aluminum (S)
Black anodized aluminum (B)
Gold anodized aluminum (G)
Champagne anodized aluminum (C)

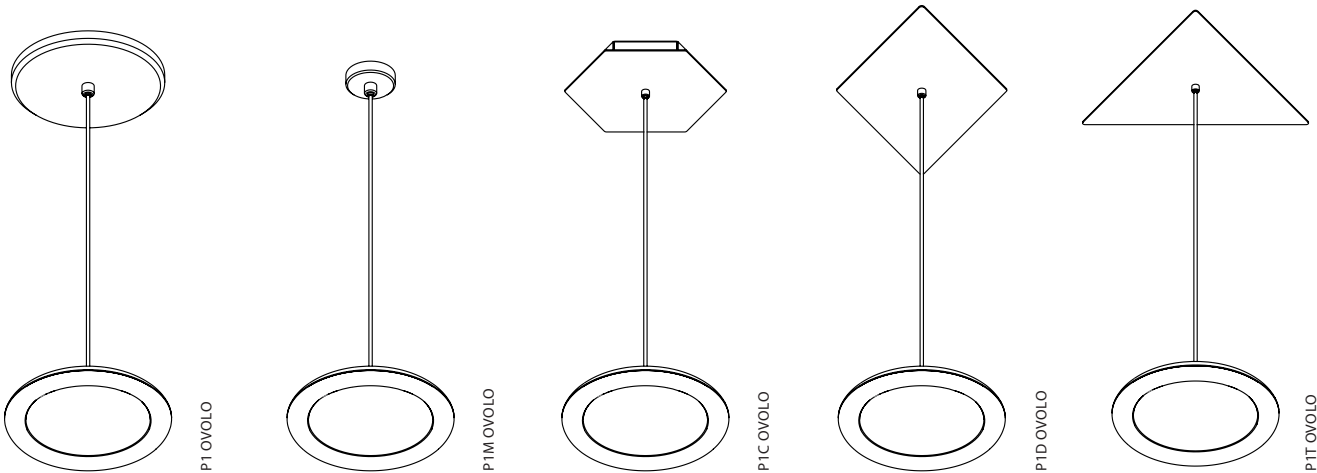
Light Distribution: Soft brightness naturally diffuse light source

Approvals: Dry locations, approved to UL safety standards for luminaires when used with Archilume D8_150 series drivers.

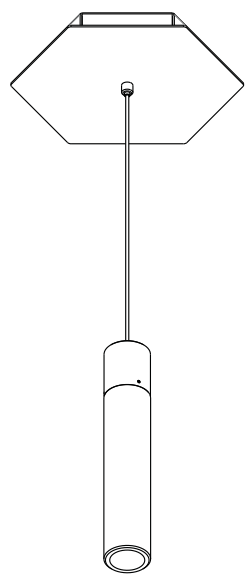
Order Code: P1-OV-
30 3000K S silver
B black
G gold
C champagne



Canopy Options:



CONFIGURATE






UNLIMITED POSSIBILITIES

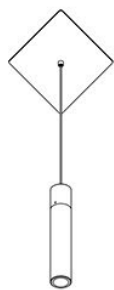
Configure is a flexible, modular surface mounted canopy system: pendants are suspended from individual geometric ceiling canopies that tile together, transforming the ceiling plane into a creative canvas. Design your own bespoke lighting installations using our hexagonal, triangular or parallelogram-shaped canopies.



P1_D



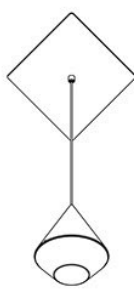
3 STYLES
P1C - HEXAGONAL
P1D - DIAMOND
P1T - TRIANGLE



P1D



P1D



P1D Alto




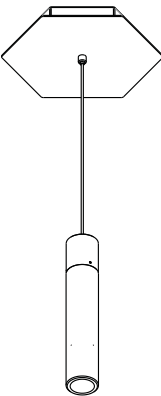
P1D Aura

P1c

SPECIFICATION



Description:	High efficiency LED decorative pendant mount luminaire with machined aluminum housing and clear acrylic light control lens.
Lamping:	Single 2 watt LED, 150 lumens, 90 CRI, 2700K (warm white color temperature). Color consistent from LED to LED within a 3 step MacAdam ellipse.
Electrical:	Constant current class 2 driver (0-10V dimmable), 120/277V 50/60Hz, 700mA (sold separate). See D8 remote driver spec sheet for details.
Function:	Canopy and mounting plate provided. Mounts directly to 4" octagonal j-box (by others) 120"(3048mm) suspension cable provided standard. Field adjustable.
Metal finish:	Clear anodized aluminum (Custom anodized finishes available)
Light Distribution Optics:	<div><div>Diffuse (standard)</div></div>
Approvals:	Dry locations, approved to UL safety standards for luminaires when used with Archilume D8 driver.



7.50" x 6.50"
191mm x 165mm



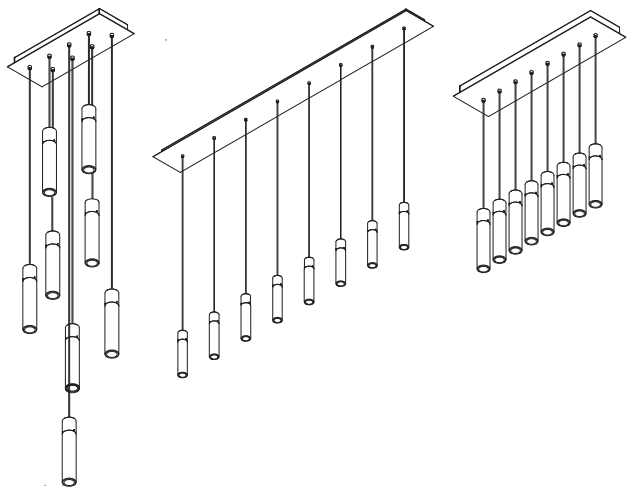
120"
3048mm
variable

8"
203mm

Ø 1.50"
Ø 38mm



P8A P8L P8



P8A

P8L

P8

Pendant · Indoor



These eight light pendant dimmable LED chandeliers are ideal for illumination in lobbies, entrances, living and dining areas as well as kitchen islands. A classic design features pendants made of solid clear cylindrical lenses with frosted conical light diffuser.

The chandelier composition is customizable when installed on site so each installation is unique. Pendant cable suspension lengths are field adjustable and can be consistent in length for a uniform appearance or varied for a staggered aesthetic. Standard surface finish is clear anodized aluminum, but other anodized finishes are available as a bespoke solution.

Light Source

Single 2 watt LED, 150 lumens, 90 CRI, 2700K warm white color temperature). Color consistent from LED to LED within a 3 step MacAdam ellipse.



P8L



Smiros & Smiros Architects



P8A-P8L-P8

SPECIFICATION

S

G

C

90 CRI

R9 > 50

APPROVED UL SAFETY STANDARD

Description: High efficiency LED decorative pendant mount luminaire with machined aluminum housing and clear acrylic light control lens.

Lamping: Single 2 watt LED, 150 lumens, 90 CRI, 2700K (warm white color temperature). Color consistent from LED to LED within a 3 step MacAdam ellipse.

Electrical: Constant current class 2 driver (0-10V dimmable), 120/277V 50/60Hz, 700mA (sold separate). See D8 remote driver spec sheet for details.

Function: Canopy and mounting plate provided. Mounts directly to 4" octagonal j-box (by others) 120"(3048mm) suspension cable provided standard. Field adjustable.

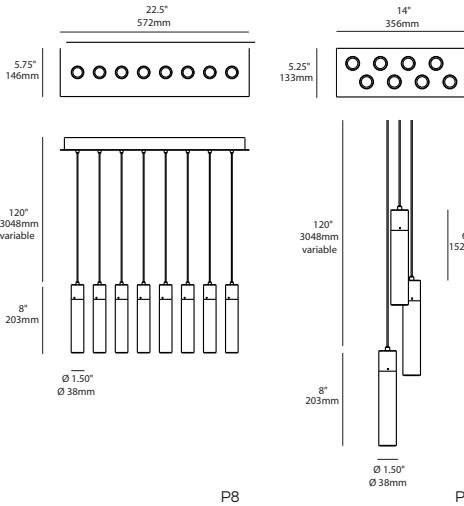
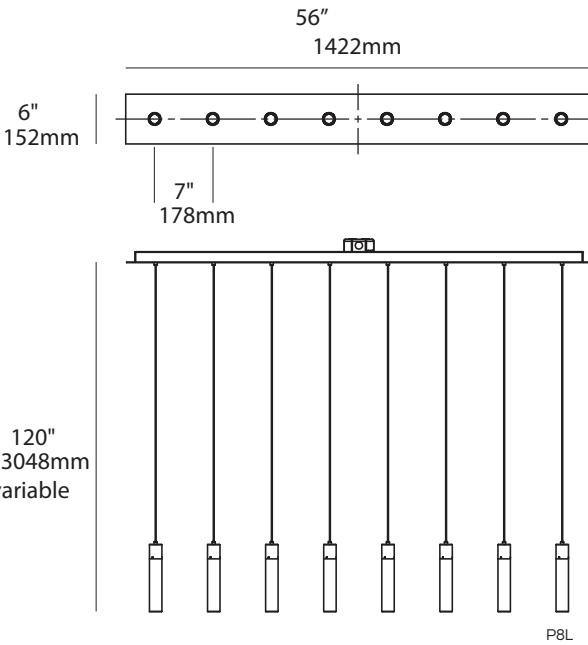
Metal finish: Clear anodized aluminum (Custom anodized finishes available)

Light Distribution Optics:



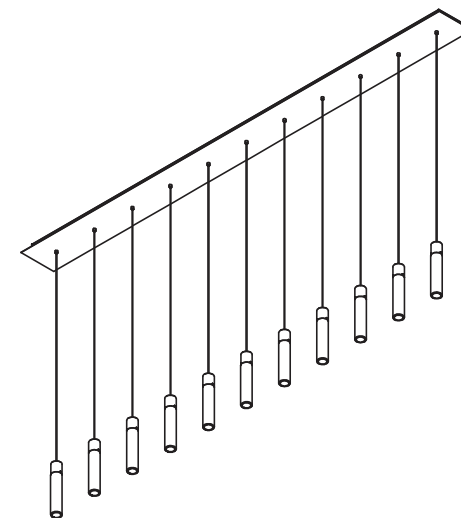
Diffuse (standard)

Approvals: Dry locations, approved to UL safety standards for luminaires when used with Archilume D8 driver.





P11L




Pendant · Indoor



An eleven light linear pendant chandelier, ideal for illumination for kitchen islands. A classic design features pendants made of solid transparent cylindrical lenses with frosted conical light diffuser. The chandelier composition is customizable when installed on site so each installation is unique. Pendant cable suspension lengths are field adjustable and can be consistent in length for a uniform appearance or varied for a staggered aesthetic. Standard surface finish is clear anodized aluminum, other anodized finishes are available as a bespoke solution.

Light Source

Single 2 watt LED, 150 lumens, 90 CRI, 2700K warm white color temperature). Color consistent from LED to LED within a 3 step MacAdam ellipse.



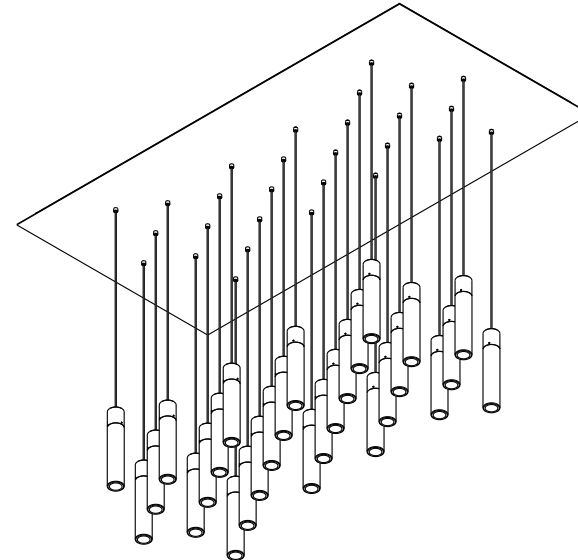
P11L



Durston Saylor Photography



P28-P28A



Pendant · Indoor



A twenty eight pendant dimmable LED chandelier. Ideal for illumination in lobbies, entrances, living and dining areas. This classic design features pendants made of a solid transparent cylindrical lens with frosted conical light diffuser. The chandelier composition is customizable when installed on site so each installation is unique. Pendant cable suspension lengths are field adjustable and can be consistent in length for a uniform appearance or varied for a staggered aesthetic. Standard surface finish is clear anodized aluminum, but other anodized finishes are available as a bespoke solution.

Light Source

Single 2 watt LED, 150 lumens, 90 CRI, 2700K warm white color temperature). Color consistent from LED to LED within a 3 step MacAdam ellipse.



P28A



Caf Segovia



Durston Saylor Photogra

P28-P28A

SPECIFICATION

S

G

C

90 CRI

R9 > 50

APPROVED UL SAFETY STANDARD

Description:

High efficiency LED decorative pendant mount luminaire with machined aluminum housing and clear acrylic light control lens.

Lamping:

Single 2 watt LED, 150 lumens, 90 CRI, 2700K (warm white color temperature). Color consistent from LED to LED within a 3 step MacAdam ellipse.

Electrical:

Constant current class 2 driver (0-10V dimmable), 120/277V 50/60Hz, 700mA (sold separate). See D8 remote driver spec sheet for details.

Function:

Canopy and mounting plate provided. Mounts directly to 4" octagonal j-box (by others) 120"(3048mm) suspension cable provided standard. Field adjustable.

Metal finish:

Clear anodized aluminum
(Custom anodized finishes available)

Light Distribution Optics:

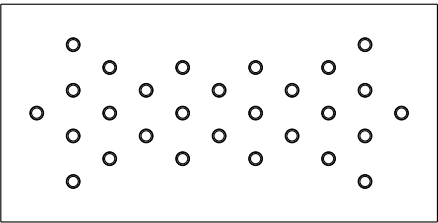


Diffuse
(standard)

Approvals:

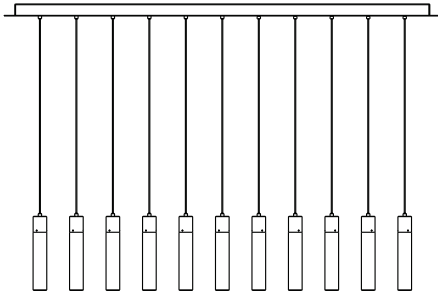
Dry locations, approved to UL safety standards for luminaires when used with Archilume D8 driver.

47.88"
1216mm



23.88"
606mm

120"
3048mm
variable





MANHATTAN SOULFUL CHIC

RESIDENCE AT ONE MADISON

WORKSHOP/APD

P9 Custom

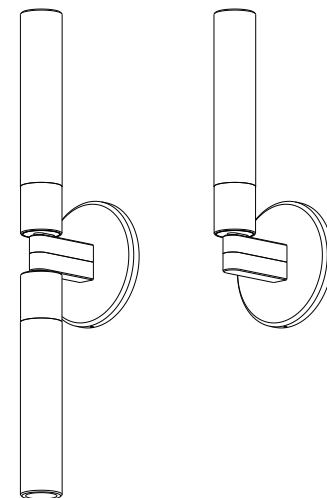
To take a towering glass box penthouse in an iconic New York City tower to new heights, Workshop/APD redefined its public and private interior spaces to honor breathtaking views of the Hudson River.

Private spaces are contained within a central core, signaled by subtle shifts in material and ceiling height to create intimacy and comfort. A striking balance between urban and manmade beauty is experienced, between ever-changing light and landscape and the constancy of disciplined yet comfortable modernism.





W_{1U} - W_{2UD}



Pendant · Indoor



Elegantly minimal, this single/double upward/downward configuration dimmable LED wall mounted luminaire creates flattering highlights. Signature clear light control lenses diffuse light in concentric rings, evoking ripples on water. Dazzling highlights are sure to please with this design classic. The Archilume W1-W2 is ADA compliant.

Light Source

Single 2 watt LED, 150 lumens, 90 CRI, 2700K warm white color temperature). Color consistent from LED to LED within a 3 step MacAdam ellipse.



W1U-W2UD

SPECIFICATION

S

G

C

90 CRI

R9 > 50

APPROVED UL SAFETY STANDARD

- Description:

High efficiency LED decorative pendant mount luminaire with machined aluminum housing and clear acrylic light control lens.
- Lamping:

Single 2 watt LED, 150 lumens, 90 CRI, 2700K (warm white color temperature). Color consistent from LED to LED within a 3 step MacAdam ellipse.
- Electrical:

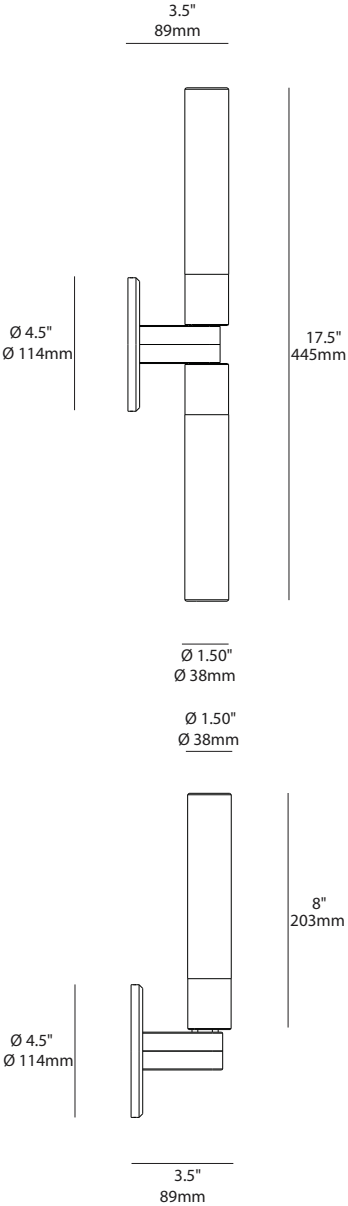
Constant current class 2 driver (0-10V dimmable), 120/277V 50/60Hz, 700mA (sold separate). See D8 remote driver spec sheet for details.
- Function:

Canopy and mounting plate provided. Mounts directly to 4" octagonal j-box (by others) 120"(3048mm) suspension cable provided standard. Field adjustable.
- Metal finish:

Clear anodized aluminum
(Custom anodized finishes available)
- Light Distribution Optics:

Diffuse
(standard)
- Approvals:

Dry locations, approved to UL safety standards for luminaires when used with Archilume D8 driver.



Product Symbols

Colour Finishes



Product Specifications

